


2021 COLOUR RANGE


Topaz stocks 46 Commercial Colours from Laminex and Polytec





Solids, Cool Toned Woodgrains and Textures



Woodgrains



Pop and Education Colours



Our commercial range comes in a variety of colours, thicknesses and sheet sizes specifically designed for commercial application. Our range of colours are available in MELAMINE making it easy for you to choose the design features you are looking for.

The commercial range will inspire unlimited design possibilities for any commercial environment and give your design concept a fresh and unique look.

Our commercial range is committed to an eco-friendly and sustainable environment. It is an intrinsic part of the way we do business daily.

Our decisions are made so that they have minimum negative impact on the environment. Our product is manufactured from managed and renewable plantation pine and is Australian Forestry Standard chain of custody certified. All products are manufactured from E0 or E1.



* Subject to change, some colours may not apply *

- 18mm / 25mm Standard Particleboard
- MDF Board available on request - **\$ P.O.A**
- Other Board and Colour specifications are welcome **\$ P.O.A** (Please refer to our sales representative for more information)

COLOUR SWATCHES